

MONTHLY REPORT OF DISBURSEMENTS  
For the month of July 2021

Department Department of Labor and Employment (DOLE)  
Agency/Entity Professional Regulation Commission  
Operating Unit Regional Office - IVA  
Organization Code (UACS) 16 008 0300004  
Fund Cluster 01 Regular Agency Fund


Particulars	Current Year Budget					Prior Year's Budget											SUB-TOTAL	Trust Liabilities				Grand Total					Remarks
	PS	MOOE	FinEx	CO	TOTAL	Prior Year's Accounts Payable					Current Year's Accounts Payable					TOTAL		PS	MOOE	CO	TOTAL	PS	MOOE	FinEx	CO	TOTAL	
						PS	MOOE	FinEx	CO	Sub-Total	PS	MOOE	FinEx	CO	Sub-Total												
1	2	3	4	5	6=(2+3+4+5)	7	8	9	10	11=(7+8+9+10)	12	13	14	15	16=(12+13+14+15)	17=(11+16)	18=(6+17)	19	20	21	22=(19+20+21)	23	24	25	26	27=(23+24+25+26)	28
CASH DISBURSEMENTS	1,487,095.14	79,768.31	0	0	1,566,863.45	0	0	0	0	0	0	0	0	0	0	0	1,566,863.45	0	0	0	0	1,487,095.14	79,768.31	0	0	1,566,863.45	
Notice of Cash Allocation (NCA)	1,487,095.14	79,768.31	0	0	1,566,863.45	0	0	0	0	0	0	0	0	0	0	0	1,566,863.45	0	0	0	0	1,487,095.14	79,768.31	0	0	1,566,863.45	
MDS Checks Issued	430,959.54	11,121.84	0	0	442,081.38	0	0	0	0	0	0	0	0	0	0	0	442,081.38	0	0	0	0	430,959.54	11,121.84	0	0	442,081.38	
Advice to Debit Account	1,056,135.60	68,646.47	0	0	1,124,782.07	0	0	0	0	0	0	0	0	0	0	0	1,124,782.07	0	0	0	0	1,056,135.60	68,646.47	0	0	1,124,782.07	
Notice of Transfer Allocations (NTA)	0	0	0	0	0	0	0	0	0	0	0	0	0	0	0	0	0	0	0	0	0	0	0	0	0	0	
MDS Checks Issued	0	0	0	0	0	0	0	0	0	0	0	0	0	0	0	0	0	0	0	0	0	0	0	0	0	0	
Advice to Debit Account	0	0	0	0	0	0	0	0	0	0	0	0	0	0	0	0	0	0	0	0	0	0	0	0	0	0	
Working Fund for FAPs	0	0	0	0	0	0	0	0	0	0	0	0	0	0	0	0	0	0	0	0	0	0	0	0	0	0	
Cash Disbursement Ceiling (CDC)	0	0	0	0	0	0	0	0	0	0	0	0	0	0	0	0	0	0	0	0	0	0	0	0	0	0	
TOTAL CASH DISBURSEMENTS	1,487,095.14	79,768.31	0	0	1,566,863.45	0	0	0	0	0	0	0	0	0	0	0	1,566,863.45	0	0	0	0	1,487,095.14	79,768.31	0	0	1,566,863.45	
NON-CASH DISBURSEMENTS	121,221.46	9,971.57	0	0	131,193.03	0	0	0	0	0	0	0	0	0	0	0	131,193.03	0	0	0	0	121,221.46	9,971.57	0	0	131,193.03	
Tax Remittance Advices Issued (TRA)	121,221.46	9,971.57	0	0	131,193.03	0	0	0	0	0	0	0	0	0	0	0	131,193.03	0	0	0	0	121,221.46	9,971.57	0	0	131,193.03	
Non-Cash Availment Authority (NCAA)	0	0	0	0	0	0	0	0	0	0	0	0	0	0	0	0	0	0	0	0	0	0	0	0	0	0	
Disbursements effected through outright deductions from claims (please specify...)	0	0	0	0	0	0	0	0	0	0	0	0	0	0	0	0	0	0	0	0	0	0	0	0	0	0	
Overpayment of expenses(e.g. personnel benefits)	0	0	0	0	0	0	0	0	0	0	0	0	0	0	0	0	0	0	0	0	0	0	0	0	0	0	
Restitution for loss of government property	0	0	0	0	0	0	0	0	0	0	0	0	0	0	0	0	0	0	0	0	0	0	0	0	0	0	
Liquidated damages and similar claims	0	0	0	0	0	0	0	0	0	0	0	0	0	0	0	0	0	0	0	0	0	0	0	0	0	0	
Others(TEF, BTr-Documentary Stamp Tax, etc.)	0	0	0	0	0	0	0	0	0	0	0	0	0	0	0	0	0	0	0	0	0	0	0	0	0	0	
TOTAL NON-CASH DISBURSEMENTS	121,221.46	9,971.57	0	0	131,193.03	0	0	0	0	0	0	0	0	0	0	0	131,193.03	0	0	0	0	121,221.46	9,971.57	0	0	131,193.03	
GRAND TOTAL	1,608,316.60	89,739.88	0	0	1,698,056.48	0	0	0	0	0	0	0	0	0	0	0	1,698,056.48	0	0	0	0	1,608,316.60	89,739.88	0	0	1,698,056.48	

SUMMARY

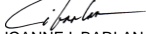
Particulars	Previous Report	This Month	As at Date
(1)	(2)	(3)	(4)
Total Disbursement Authorities Received	0	3,673,193.03	3,673,193.03
NCA	0	3,542,000.00	3,542,000.00
NTA	0	0	0
Working Fund	0	0	0
TRA	0	131,193.03	131,193.03
CDC	0	0	0
NCAA	0	0	0
Less: Notice of Transfer of Allocations (NTA)* issued	0	0	0
Total Disbursement Authorities Available	0	3,673,193.03	3,673,193.03
Less:	0	0	0
Lapsed NCA	0	0	0
Disbursements	0	1,698,056.48	1,698,056.48
Less: Other Non-Cash Disbursements	0	0	0
Disbursements effected through outright deductions from claims	0	0	0
Overpayment of expenses(e.g. personnel benefits)	0	0	0
Restitution for loss of government property	0	0	0
Liquidated damages and similar claims	0	0	0
Others (e.g. TEF, BTR, Docs Stamp, etc.)	0	0	0
Add/Less: Adjustments (e.g. cancelled/staled checks)	0	0	0
Balance of Disbursement Authorities as at date	0	1,975,136.55	1,975,136.55
Total Disbursements Program	0	3,777,000.00	3,777,000.00
Less: *Actual Disbursements	0	1,698,056.48	1,698,056.48
(Over)/Under spending	0	2,078,943.52	2,078,943.52

Notes: \* The use of NTA is discouraged  
Notes: \*\* Amounts should tally with the grand total disbursemnt (column 27).


Certified Correct:

  
RINA R. DADOR  
Accountant  
Date: 2021-08-06 15:02:34

Recommending Approval:

  
JOANNE I. BARLAN  
Supervising PRO  
Date: 2021-08-06 17:17:09

Approved By:

  
REYNALDO V. CRISTOBAL  
OIC, Office of the Regional Director  
Date: 2021-08-10 15:29:05